

LAROCHELLE®


ISO 9001 : 2000

Since 1956

Trip edge

POWER REVERSIBLE PLOW

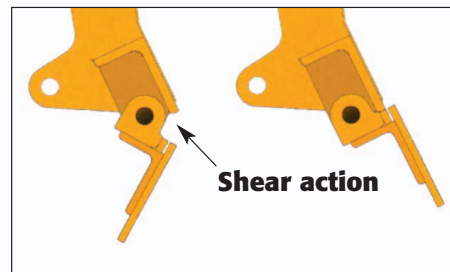
Ideal for rural and urban applications



- For low and medium plowing speed
- When encountering obstacles, the bottom blade section trips, goes over the obstacle and returns to its original plowing position.
- Trip blade mechanism designed with 6 individually adjustable compression springs
- Break formed moldboard:
 - Superior to a rolled type moldboard
 - More resistant and durable
 - Improved snow load breakage




The recoil force of each compression spring can be adjusted on its threaded shaft for a precise adjustment to your specific plowing needs. This exclusive feature also allows for an easier and safer maintenance to the trip blade mechanism.



Shear action

The engineering of the trip blade mechanism provides ice breaking action and prevents snow build up.



EXCLUSIVE FEATURES

Power reversing push frame


- Double acting cylinders protected inside the semi-circle assembly and not exposed on each side
- Cushion valve with pre-set pressure release protects the hydraulic cylinders
- Reversing angle up to 37°: reduces plowing effort... providing fuel savings

OTHER FEATURES

- 4 connecting points between moldboard and push frame
- Backer angle 6" X 4" X 5/8"
- 2 moldboard shoes
- Parking stand

OPTIONS

- Polymer moldboard liner
- 3 sections trip blade
- Rubber deflector
- Carbide blade and shoes
- Curb shoes
- Screw adjustable push frame shoes



- Adjustable plow attack angle (70°, 75°, 80°)



"Fork" type ribs connection

- Prevents top of moldboard weldment failures
- Better distribution of plowing stresses
- Allows water drainage

MODEL	LENGTH	HEIGHT	THICKNESS	CUTTING EDGE	WIDTH OF PATH CLEARED AT 37°	APPROX. WEIGHT
LRC1038TE	10' 0"	38"	10 GA	1/2"x 8"x120"	8' 0"	2265 lbs
LRC1138TE	11' 0"	38"	10 GA	1/2"x 8"x132"	8' 9"	2345 lbs
LRC1142TE	11' 0"	42"	10 GA	1/2"x 8"x132"	8' 9"	2395 lbs
LRC1242TE	12' 0"	42"	10 GA	1/2"x 8"x144"	9' 7"	2495 lbs

* Other models and options available upon request

LAROCHELLE

products are warranted under published warranty. The company reserves the right under its product improvement policy to change construction or design of its product without notice.

LAROCHELLE EQUIPMENT INC. QUALITY MANAGEMENT SYSTEM IS ISO 9001: 2000 CERTIFIED.



Since 1956
250, 2nd avenue, Quebec, P.Q., Canada, G1L 3A7
Tel. : (418) 522-8222 • Fax : (418) 522-3115
E-mail : phil@larochelle.ca • Internet : www.larochelle.ca

DISTRIBUTOR