


FULLY DETACHABLE PLOW & WING SYSTEMS

These systems allow the entire removal of the front hitch with the front plow and the wing plow within a few minutes.

These systems are made from two parts:


- a detachable front hitch (2 models available)
- a detachable wing arm attachment (3 configurations available)

Hydraulically detachable front hitch model L1925



- Separate the front hitch from the truck using (2) locking cylinders and (2) tilting plate cylinders
- Engine access by tilting the front hitch hydraulically
- Optional configuration available with L1902 female adaptor for in-cab uncoupling of the front plow
- Plow lights can be installed with telescopic posts on the hitch

Low profile detachable front hitch model L1945




- A simple way to separate the front hitch from the truck using (1) locking cylinder and a simple mechanical procedure
- Low profile design allowing for engine access at all times
- Few moving parts and wear points
- Plow lights are installed on the hood of the truck

OPTIONS (for hitch model L1925 and L1945)

- Nitrogen ride control system for front plow
- Quick-Tack pockets for front plow

DETACHABLE WING ARM ATTACHMENTS



Manually detachable wing attachment (using heavy duty pins)



Available for use with:

- Patrol wing rear attachment L1400M
- Cable operated shelving rear post L1400 and L1454
- Direct acting cylinder shelving rear post L1436

Hydraulically detachable wing attachment (using a hydraulic hook lift system)

Available for use with:

- Patrol wing rear attachment L1400MH
- Direct acting cylinder shelving rear post L1436H



Winch operated wing attachment (using a heavy duty electric winch)

Available for use with:

- Patrol wing rear attachment L1400MW
- Direct acting cylinder shelving rear post L1436W

*Other models and options available upon request.

LAROCHELLE products are warranted under published warranty. The company reserves the right under its product improvement policy to change construction or design of its product without notice.

LAROCHELLE EQUIPMENT INC. QUALITY MANAGEMENT SYSTEM IS ISO 9001: 2000 CERTIFIED.



Since 1956

250, 2nd avenue, Quebec, P.Q., Canada, G1L 3A7

Tel. : 418 522-8222 • Fax : 418 522-3115

E-mail : phil@larochelle.ca • Internet : www.larochelle.ca

DISTRIBUTOR